



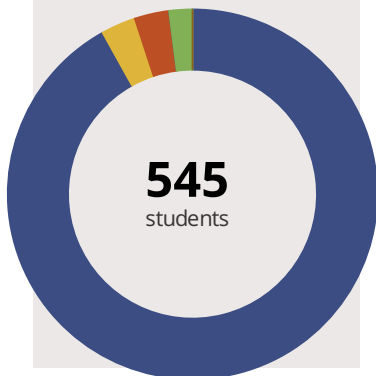
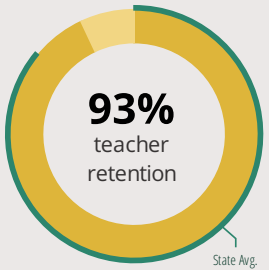
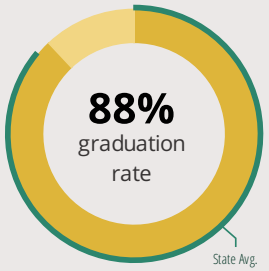
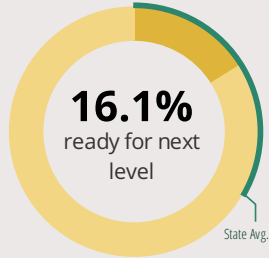
BOND CTY COMM UNIT 2 HIGH SCHOOL

1000 E STATE ROUTE 140 GREENVILLE, IL 62246 4202 (618) 664-1370

Grades: 9-12
District: BOND COUNTY CUSD 2

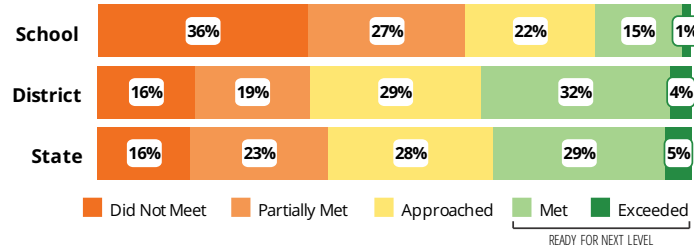
Principal: Mrs.Wendy Porter
Superintendent: Wes Olson

FAST FACTS



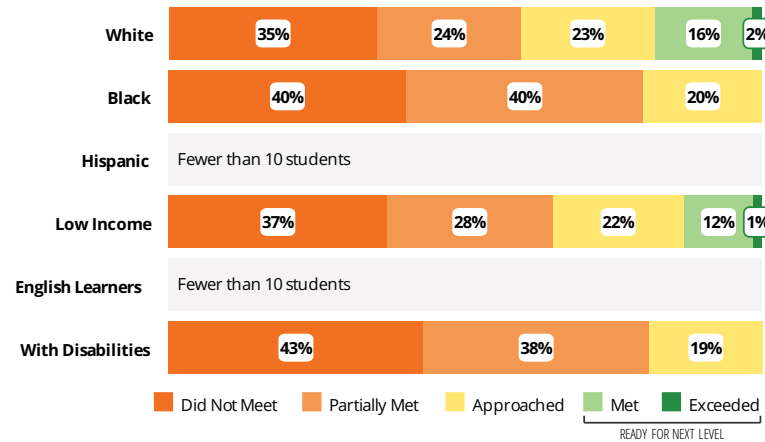
Academic Success

All Illinois students in grades 3-8 take the PARCC assessment each year. High school students take the PARCC in specific Math or English Language Arts (ELA) courses.



Success by Student Group

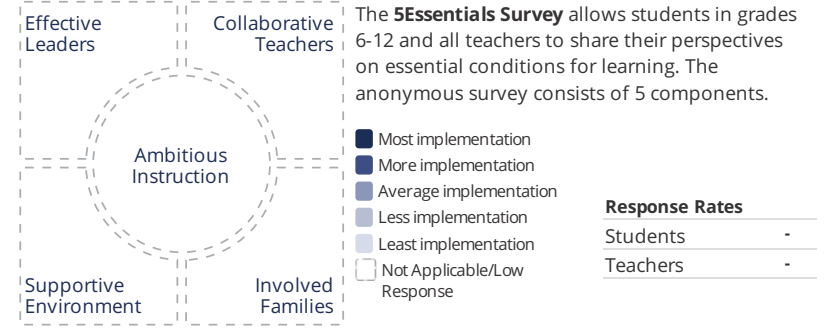
This display shows PARCC performance levels for each student group. No data is shown for groups with fewer than 10 students.



Student Characteristics

White	91%	Low Income	37%
Black	3%	English Learners	0%
Hispanic	3%	With Disabilities	14%
Asian	0%	Homeless	0%
American Indian	0%		
Two or More Races	2%		
Pacific Islander	0%		

School Environment



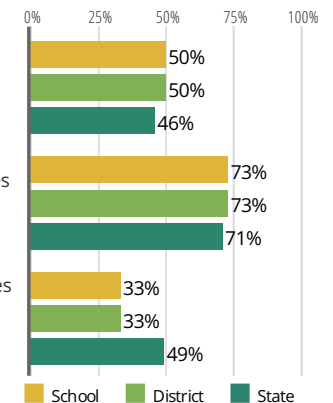
- Effective Leaders**
Do principals and teachers implement a shared vision for success?
- Collaborative Teachers**
Do teachers collaborate to promote professional growth?
- Ambitious Instruction**
Are the classes challenging and engaging?
- Supportive Environment**
Is the school safe, demanding, and supportive?
- Involved Families**
Does the entire staff build strong external relationships?

College Readiness

Ready for College Coursework
Students who meet or exceed ACT college readiness benchmarks

Postsecondary Enrollment
Students who enroll at colleges and universities

Postsecondary Remediation (lower is better)
Students enrolled in Illinois community colleges who require remedial coursework





BOND CTY COMM UNIT 2 HIGH SCHOOL

School Highlights

Academic Courses

AP Biology, AP Calculus AB, AP Calculus AB, AP English Language and Composition, AP History, AP United States History, Auto-Body I, Automotive Technician I, Band, Biology-Advanced Studies, Ceramics, Choir, Construction Trades I, Culinary Occupations I, English/Composition (juniors and seniors), Home Economics/Family and Consumer Science, Industrial Electronics I, Information Processing I, Information Processing II, Law Enforcement I, Nursing Assistant, Painting, Photography, Pre-Calculus, Pub...

Physical Education, Health and Wellness

Health Education Courses, Weight Lifting/Toning

Other Programs and Activities

Art Club, Drama/Theatre, Marching Band, National Honor Society, Robotics, Scholastic Bowl, Student Council/Government, Tutoring Program, Yearbook Club

School Awards

Career Development Courses and Programs

Accounting II, Accounting I, Agricultural Business Management, Agricultural Construction and Technology, Agricultural Mechanics and Technology, Agricultural Sales and Marketing, Basic Agricultural Mechanics, Basic Agricultural Science, Basic Horticultural Science, Biological Science Applications in Agriculture - Plants, Building Maintenance I, Building Maintenance II, Business and Technology Concepts, Business Law, Business Technology and Procedures, Carpentry I, Child Development and Parent...

Athletics

Boy's Baseball, Boy's Basketball, Boy's Cross Country, Boy's Football, Boy's Golf, Boy's Soccer, Boy's Tennis, Boy's Track & Field, Girl's Basketball, Girl's Competitive Cheerleading, Girl's Cross Country, Girl's Golf, Girl's Soccer, Girl's Softball, Girl's Tennis, Girl's Track & Field, Girl's Volleyball, Three-Point Showdown

School Personnel Resources

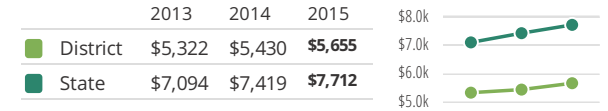
Paraprofessional, School Guidance Counselor, Special Education Teacher, Supervisory Dean

Facilities

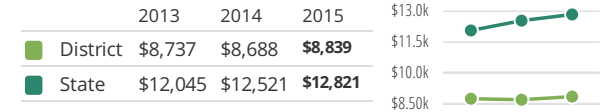
Most of this data has been collected by ISBE from school districts through data systems. Some information, such as the School Highlights, is entered directly by principals and can be updated throughout the year.

District Finance

Instructional Spending per Pupil includes only the activities directly dealing with the teaching of students or the interaction between teachers and students.



Operational Spending per Pupil includes all costs for overall operations in this school's district, including Instructional Spending, but excluding summer school, adult education, capital expenditures, and long-term debt payments.



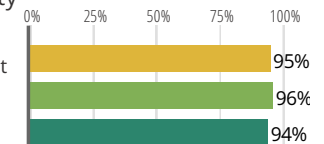
Educator Measures

This school has had **1 principal(s)** over the past 6 years. In the last three years, an average of **93% of teachers** return to this school each year.

Student Attendance and Mobility

Attendance Rate

Rate at which students are present at school, not including excused or unexcused absences



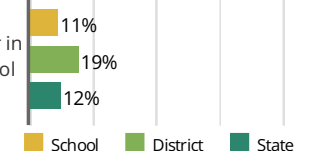
Chronic Truancy Rate

Percentage of students who have been absent without valid reasons for 5% or more of regular school days



Student Mobility

Percentage of students who transfer in or out of the school during the school year, not including graduates



FOR MORE INFORMATION

Visit IllinoisReportCard.com to see additional details about each item of information for this school. There you will find charts spanning multiple years, detailed explanations, resources, more of the school's programs and activities, and powerful tools that let you dig deeper into data.