



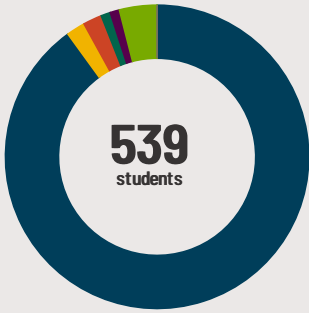
# Bond Cty Comm Unit 2 High School

1000 E State Route 140 Greenville, IL 62246 (618) 664-1370

Grades: 9 - 12  
District: Bond County CUSD 2

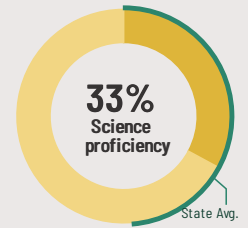
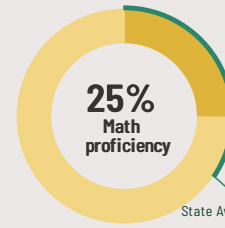
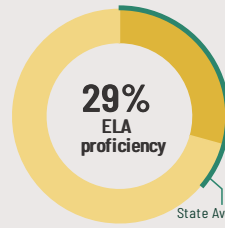
Principal: Mrs.Kara Harris  
Superintendent: Wes Olson

## Fast Facts



### Student Characteristics

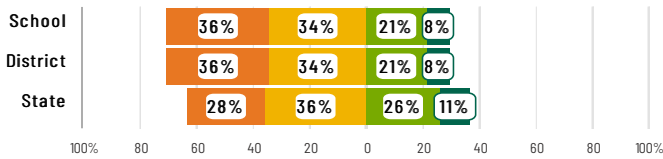
White	90%
Black	2%
Hispanic	2%
Asian	1%
American Indian	1%
Two or More Races	4%
Pacific Islander	0%
Low Income	36%
English Learners	0%
With IEPs	16%
With Disabilities	-
Homeless	1%



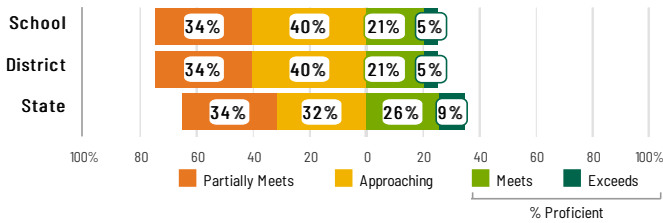
## Academic Success

High school students take the SAT in English Language Arts and Math. The display shows SAT ELA & Math results in four performance levels.

### English Language Arts



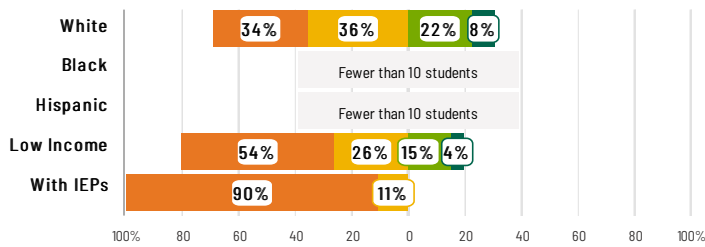
### Mathematics



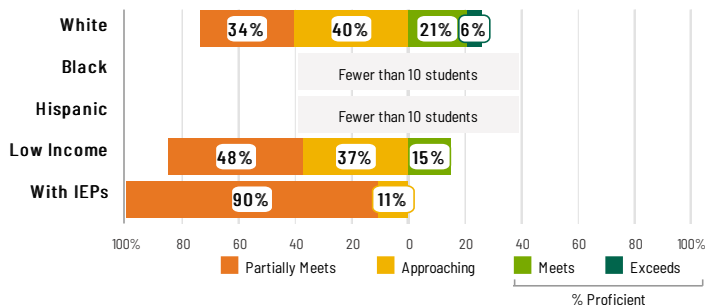
## Success by Student Group

This display shows SAT ELA & Math performance levels for each student group. No data is shown for groups with fewer than 10 students.

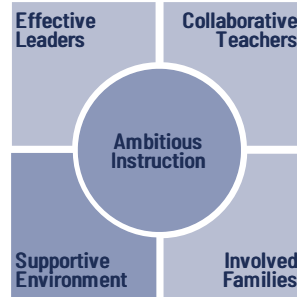
### English Language Arts



### Mathematics



## School Environment



The **5Essentials Survey** allows students in grades 6-12 and all teachers to share their perspectives on essential conditions for learning. The anonymous survey consists of 5 components.

- Most implementation
- More implementation
- Average implementation
- Less implementation
- Least implementation
- Not Applicable/Low Response

### Response Rates

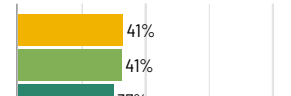
Students	70%
Teachers	74%

- Less** Effective Leaders  
Do principals and teachers implement a shared vision for success?
- Less** Collaborative Teachers  
Do teachers collaborate to promote professional growth?
- Average** Ambitious Instruction  
Are classes challenging and engaging?
- Average** Supportive Environment  
Is the school safe, demanding, and supportive?
- Less** Involved Families  
Does the entire staff build strong external relationships?

## College Readiness

### Early College Coursework

Students taking early college coursework in grades 10, 11, and 12



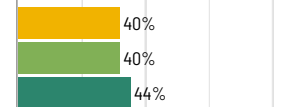
### Postsecondary Enrollment

Students who enroll at colleges and universities



### Community College Remediation (lower is better)

Students enrolled in Illinois community colleges who require remedial coursework



### Graduation Rate

Percentage of students who graduated within 4 years



0% 25 50 75 100%  
School District State



# Bond Cty Comm Unit 2 High School

## School Highlights

### Academic Courses

AP Biology, AP Calculus AB, AP English Language and Composition, AP History, AP United States History, Auto-Body I, Automotive Technician I, Band, Biology-Advanced Studies, Ceramics, Choir, Construction Trades I, Culinary Occupations I, English/Composition (juniors and seniors), Home Economics/Family and Consumer Science, Industrial Electronics I, Information Processing I, Information Processing II,

### Physical Education, Health and Wellness

Health is required at the freshman year. PE is required for four years with daily classes. Options for PE include regular Physical Education and a Fitness class.

### Other Programs and Activities

Art Club, Drama/Theatre, Marching Band, National Honor Society, Robotics, Scholastic Bowl, Student Council/Government, Tutoring Program, Yearbook Club

### Career Development Courses and Programs

Accounting II, Accounting I, Agricultural Business Management, Agricultural Construction and Technology, Agricultural Mechanics and Technology, Agricultural Sales and Marketing, Basic Agricultural Mechanics, Basic Agricultural Science, Basic Horticultural Science, Biological Science Applications in Agriculture - Plants, Building Maintenance I, Building Maintenance II, Business and Technology Concepts, Business

### Athletics

Boy's Baseball, Boy's Basketball, Boy's Cross Country, Boy's Football, Boy's Golf, Boy's Soccer, Boy's Tennis, Boy's Track & Field, Girl's Basketball, Girl's Competitive Cheerleading, Girl's Cross Country, Girl's Golf, Girl's Soccer, Girl's Softball, Girl's Tennis, Girl's Track & Field, Girl's Volleyball, Three-Point Showdown

### School Personnel Resources

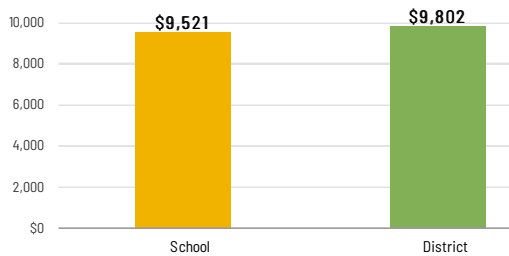
Paraprofessional, School Guidance Counselor, Special Education Teacher, Supervisory Dean

## School Awards

## Facilities

### School-Level Finance

The Every Student Succeeds Act requires LEAs to report school-level expenditure data, beginning with School Year 18-19 data. LEAs are required to report actual personnel and non-personnel expenditures of both site-specific and district centralized expenditures. Expenditures are shown at the site level and must be disaggregated by source of funds (federal vs. state/local). These data are self-reported and may differ from AFR data.



### Educator Measures

This school has had **1 principal(s)** over the past 6 years. In the last three years, an average of **90% of teachers** return to this school each year.

### Student Attendance and Mobility

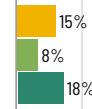
#### Attendance Rate

Rate at which students are present at school, not including excused or unexcused absences



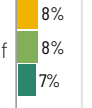
#### Chronic Absenteeism

Percentage of students who miss 10% or more of school days per year either with or without a valid excuse



#### Student Mobility

Percentage of students who transfer in or out of the school during the school year, not including graduates



#### Teacher Retention

Percentage of full time teachers who return to the same school year to year



0% 25 50 75 100%  
School District State

## FOR MORE INFORMATION

Visit [IllinoisReportCard.com](http://IllinoisReportCard.com) to see additional details about each item of information for this school. There you will find charts spanning multiple years, detailed explanations, resources, more of the school's programs and activities, and powerful tools that let you dig deeper into data.

Most of this data has been collected by ISBE from school districts through data systems. Some information, such as the School Highlights, is entered directly by principals and can be updated throughout the year.